

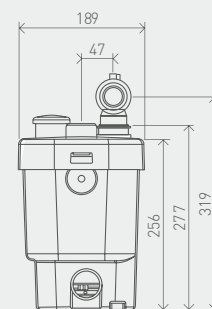
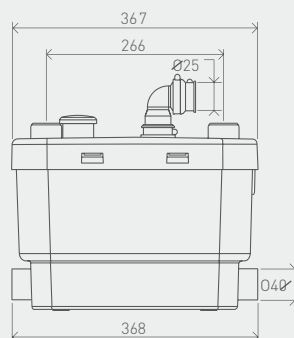
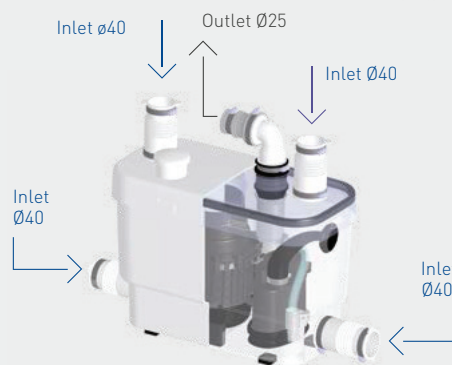
Product Ref: SA95

Ideally suited to a kitchen or laundry room, Sanivite® +’s powerful pump has four inlet connections making it the perfect solution from installing perfect kitchen or laundry anywhere you choose.

Why choose this product?

- Four inlets
- Powerful, quiet pump
- Low activation level (95mm)
- Compact for concealed installation

Vertical/horizontal performance



Discharge Pipework
25mm

Motor Power
400 Watts

Voltages
220-240 V/50 Hz

Working Waste Water Temp
35°C max 60°C

Product Weight
6.4kg

Inlet Pipework
40mm

IP Rating
IP44

Discharge height (m)

