



APPLICATIONS



TOILET HAND BASIN SHOWER



ATS 5200.101
Certificate No. 23048
Manufacturer: SFA
Brand: Saniflo

Product Reference:
SA96

SANIPRO®

Sanipro® is the ideal option for installing
a toilet, hand basin and shower.

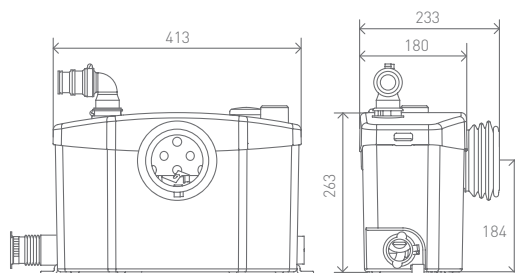
TECHNICAL CHARACTERISTICS

Discharge Pipework	20 mm
Motor Power	400 Watts
Voltages	220-240 V/50 Hz
Working Waste Water Temp	35°C
Product Weight	6.4 kg
Overall Measurements	413 x 263 x 184mm
Inlet Pipework	40 mm
IP Rating	IP44



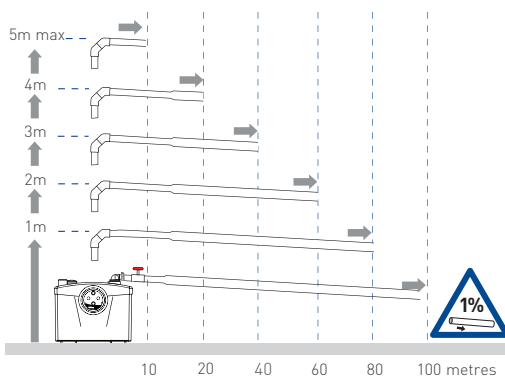
WHY CHOOSE THIS PRODUCT?

- Compact neat and unobtrusive
- Capacity for en-suite installation
- Quiet technology
- Factory pre-mounted non return valve (supplied)
- Macerator needs minimum 4.5 L of unrestricted flush for optimal function
- Can be equipped with Sanialarm (sold separately)

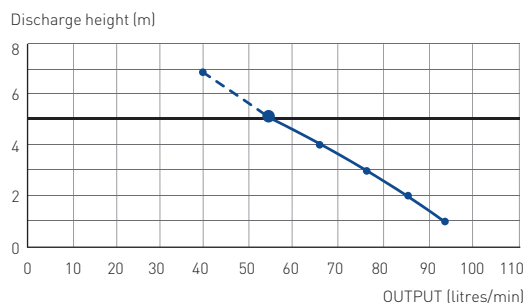


VERTICAL/HORIZONTAL PERFORMANCE

Increase size of horizontal run by one pipe size after 5m.
All horizontal pipework requires a minimum of 1:100 fall.



FLOW RATE PERFORMANCE CHART



Made in France to the highest standards, needs to be installed by a licensed plumber