



## APPLICATIONS



HAND BASIN



SHOWER




ATS 5200.101  
Certificate No. 23048  
Manufacturer: SFA  
Brand: Saniflo

Product Reference:  
**SA94**

SANISHOWER+

# SANISHOWER®+

The low profile design enables the Sanishower®+ to be installed discreetly into a cabinet. Ideal for installing a shower and vanity.

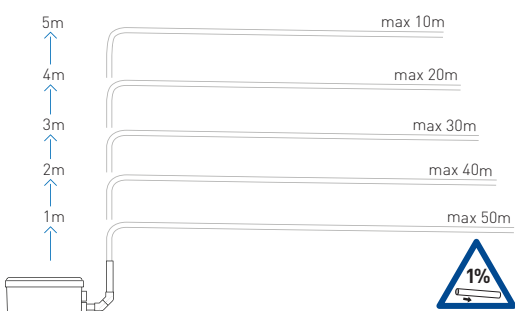


### WHY CHOOSE THIS PRODUCT?

- Overcomes gravity drainage issues
- Allows basement showers
- Can be fitted next to shower tray
- Additional inlet for basin
- Includes integrated carbon filter
- Low activation level (65 mm)

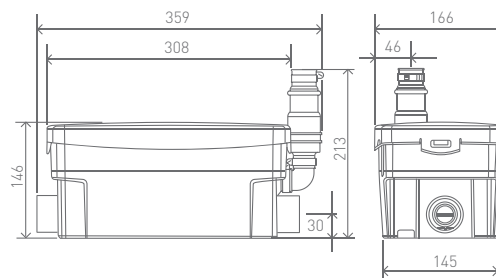
### VERTICAL/HORIZONTAL PERFORMANCE

Increase size of horizontal run by one pipe size after 5m. All horizontal pipework requires a minimum of 1:100 fall.

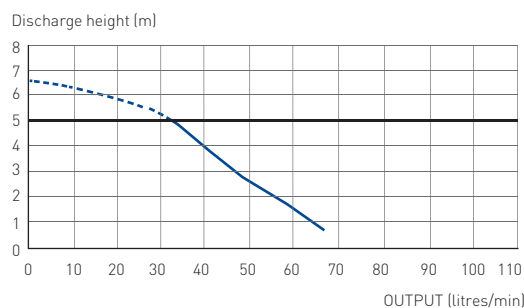


### TECHNICAL CHARACTERISTICS

|                          |                    |
|--------------------------|--------------------|
| Discharge Pipework       | 20 mm              |
| Motor Power              | 400 Watts          |
| Voltages                 | 220-240 V/50 Hz    |
| Working Waste Water Temp | 35°C               |
| Product Weight           | 3.5 kg             |
| Overall Measurements     | 296 x 145 x 165 mm |
| Inlet Pipework           | 40 mm              |
| IP Rating                | IP44               |
| Activation Level         | 65 mm              |



### FLOW RATE PERFORMANCE CHART



Made in France to the highest standards, needs to be installed by a licensed plumber